



## Resultatliste Ski hopping Andre omgang



14.01.2018  
Starttid 10:00:00

Jury/Ledelse		Dommere		Bakke data	
NC koord	Ståle Villumstad, NSF	A	Odd Botten, Akershus	K-punkt	124
TD	Svein Emmerud, Buskerud	B	Kristine T. Jarsve, Akershus	Meter verdi	1,8 p/m
Rennleder	Knut Magnussen	C	Vidar Nybakken, Hedmark	Hill size (HS)	139 m
		D	Ola Rindal, Hedmark	Bakkerekord	146,5 m
Utstyrskontr.	G. Enger/B. Pettersen, NSF	E	Åge Mathisen, Hedmark	Bakkenavn	K124

### M Veteran K124

Plass	Startnr	Navn	Lengde		Plass	Nasjon Klubb					Dommer		Omg.		
			Gate/poeng	Fart		Lengde	Poeng	A	B	C	D	E		Poeng	Plass
1	6	Ole Henning Holt			1967	Tel	Skotfoss Turn & Idrettsforening Team Telemark					200,3 - 0,0			
		(26) 0,0	95,5	117,5	48,3(0,0)	1	16,0	16,0	16,0	16,5	16,0	48,0	1	96,3	1
		(26) 0,0	96,2	121,5	55,5(0,0)	1	17,0	15,5	16,5	16,0	16,0	48,5	1	104,0	1

### M NC Elite K124

Plass	Startnr	Navn	Lengde		Plass	Nasjon Klubb					Dommer		Omg.		
			Gate/poeng	Fart		Lengde	Poeng	A	B	C	D	E		Poeng	Plass
1	61	Andreas Granerud Buskum			1996	Opp	Lensbygda Sportsklubb Lillehammer hopp					285,9 - 0,0			
		(9) 11,2	88,9	132,0	74,4(0,0)	7	18,0	17,5	18,0	17,0	17,5	53,0	2	138,6	4
		(10) 0,0	89,4	145,0	97,8(0,0)	1	17,5	16,0	16,0	16,5	17,0	49,5	25	147,3	2
2	53	Espen Jacobsen			1998	ST	Orkdal IL Trønderhopp					282,7 - 3,2			
		(9) 11,2	89,1	132,5	75,3(0,0)	6	18,5	17,5	18,0	17,5	17,5	53,0	2	139,5	3
		(10) 0,0	89,8	140,5	89,7(0,0)	3	18,5	17,5	18,5	17,5	17,5	53,5	2	143,2	3
3	63	Oscar Petersen Westerheim			1996	OsI	Bækkelagets SK Kollenhopp					281,1 - 4,8			
		(9) 11,2	89,3	128,5	68,1(0,0)	11	17,5	18,0	18,0	17,5	17,0	53,0	2	132,3	6
		(10) 0,0	89,9	145,0	97,8(0,0)	1	18,0	17,0	17,0	17,0	16,5	51,0	15	148,8	1
4	62	Jonas Sloth Sandell			1995	Tro	Tromsø Skiklub Trønderhopp					268,0 - 17,9			
		(9) 11,2	89,3	134,0	78,0(0,0)	2	17,5	18,0	18,5	18,0	17,5	53,5	1	142,7	1
		(10) 0,0	89,5	130,0	70,8(0,0)	5	18,0	17,5	18,5	18,5	18,0	54,5	1	125,3	5
5	58	Fredrik Eirinsønn Villumstad			1999	Ake	Skimt - Ski Kollenhopp					252,5 - 33,4			
		(9) 11,2	89,4	125,5	62,7(0,0)	13	18,0	17,5	17,5	17,5	17,5	52,5	10	126,4	10
		(10) 0,0	89,9	131,0	72,6(0,0)	4	18,5	17,5	18,0	18,0	17,5	53,5	2	126,1	4
6	31	Jens Gaarder			2000	Opp	Raufoss IL Hopp Kollenhopp					248,7 - 37,2			
		(11) 0,0	90,4	133,5	77,1(0,0)	4	17,0	16,5	17,0	17,5	17,0	51,0	16	128,1	9
		(10) 0,0	89,9	128,5	68,1(0,0)	7	18,5	17,5	17,5	17,5	17,5	52,5	7	120,6	7
7	40	Espen Røe			1993	Hed	Tolga IL Trønderhopp					248,5 - 37,4			
		(11) 0,0	90,2	134,5	78,9(0,0)	1	17,0	16,5	18,0	18,0	18,5	53,0	2	131,9	7
		(10) 0,0	89,3	126,0	63,6(0,0)	9	17,5	17,0	18,0	18,0	17,5	53,0	5	116,6	9
8	60	Jesper Ødegaard			1998	Opp	Gausdal Skilag Lillehammer hopp					243,8 - 42,1			
		(9) 11,2	89,4	132,0	74,4(0,0)	7	18,5	17,0	17,0	18,0	18,0	53,0	2	138,6	4
		(10) 0,0	89,8	120,5	53,7(0,0)	21	17,5	16,5	17,0	17,5	17,0	51,5	11	105,2	21
9	48	Matias Braathen			1996	Ake	Øvrevoll Hosle IL Kollenhopp					233,9 - 52,0			
		(11) 0,0	90,3	131,0	72,6(0,0)	9	17,5	16,5	18,0	18,0	17,5	53,0	2	125,6	11
		(10) 0,0	89,8	122,5	57,3(0,0)	16	17,0	17,0	17,0	17,0	16,0	51,0	15	108,3	17
10	45	Oliver Dahl			1997	ST	Byåsen IL Trønderhopp					232,9 - 53,0			
		(11) 0,0	90,2	134,0	78,0(0,0)	2	17,5	17,5	17,5	17,5	17,5	52,5	10	130,5	8
		(10) 0,0	89,4	119,5	51,9(0,0)	24	17,5	17,0	16,5	17,0	16,5	50,5	20	102,4	23
11	59	Are Granrud Sumstad			1996	Opp	Sør-Fron IL Lillehammer hopp					231,1 - 54,8			
		(9) 11,2	89,6	117,0	47,4(0,0)	22	17,5	16,5	16,5	17,0	16,5	50,0	23	108,6	20
		(10) 0,0	89,9	129,0	69,0(0,0)	6	18,0	18,0	17,5	18,5	17,5	53,5	2	122,5	6
12	41	Jørgen Oliver Strøm			2000	Fin	Alta IF Kollenhopp					230,3 - 55,6			
		(11) 0,0	90,3	126,0	63,6(0,0)	12	17,5	16,5	17,0	17,5	17,0	51,5	14	115,1	14
		(10) 0,0	89,8	125,5	62,7(0,0)	10	17,5	16,5	17,5	18,0	17,5	52,5	7	115,2	10





Resultatliste  
Ski hopping  
Andre omgang



14.01.2018  
Starttid 10:00:00

### M NC Elite K124

Plass	Startnr	Navn	Lengde			Nasjon Klubb					Dommer		Omg.				
			Gate/poeng	Fart	Lengde Poeng	Plass	A	B	C	D	E	Poeng		Plass	Poeng	Plass	
13	51	Jørgen Madsen				1994	Ake	Skimt - Ski Kollenhopp							227,9 - 58,0		
			(11)	0,0	89,6	129,0	69,0(0,0)	10	18,5	17,0	17,0	17,5	17,0	51,5	14	120,5	12
			(10)	0,0	89,3	122,0	56,4(0,0)	17	17,5	16,5	17,0	17,5	16,5	51,0	15	107,4	18
14	33	Mats Konterud Sagbakken				1999	Hed	Furnes Skiløperforening NTG Hopp							225,3 - 60,6		
			(11)	0,0	90,3	125,5	62,7(0,0)	13	17,0	17,0	17,5	17,5	18,0	52,0	13	114,7	15
			(10)	0,0	89,8	123,5	59,1(0,0)	12	17,5	17,0	17,0	17,5	17,0	51,5	11	110,6	12
15	52	Andreas Varsi Breivik				1997	Tro	Tromsø Skiklub Trønderhopp							224,1 - 61,8		
			(9)	11,2	88,8	119,0	51,0(0,0)	20	18,0	18,0	17,0	17,5	17,0	52,5	10	114,7	15
			(10)	0,0	89,2	122,0	56,4(0,0)	17	18,0	18,5	17,5	17,5	16,5	53,0	5	109,4	16
16	49	Lars Brodshaug Berger				1995	Ake	Eidsvold Værks Skiklub Lillehammer hopp							221,0 - 64,9		
			(11)	0,0	90,6	125,5	62,7(0,0)	13	18,0	17,5	17,0	18,0	17,5	53,0	2	115,7	13
			(10)	0,0	90,3	120,0	52,8(0,0)	22	17,5	17,5	17,0	18,0	17,5	52,5	7	105,3	20
17	54	Ole Mathis Nedrejord				1996	Fin	Nordlys, IL Lillehammer hopp							220,4 - 65,5		
			(9)	11,2	89,1	114,0	42,0(0,0)	24	17,0	16,5	16,5	16,5	15,5	49,5	26	102,7	25
			(10)	0,0	89,7	128,0	67,2(0,0)	8	17,5	15,5	17,0	16,5	17,0	50,5	20	117,7	8
18	66	Fredrik Bjerkeengen				1988	Opp	Kolbukameratene, IL Lillehammer hopp							220,3 - 65,6		
			(9)	11,2	89,1	116,0	45,6(0,0)	23	17,0	17,5	17,0	17,0	17,0	51,0	16	107,8	22
			(10)	0,0	89,4	124,0	60,0(0,0)	11	18,0	17,0	18,0	17,5	17,0	52,5	7	112,5	11
19	65	Thomas Aasen Markeng				2000	Opp	Lensbygda Sportsklubb NTG Hopp							213,0 - 72,9		
			(9)	11,2	89,8	113,5	41,1(0,0)	25	17,5	17,5	16,5	17,0	16,5	51,0	16	103,3	24
			(10)	0,0	90,2	123,0	58,2(0,0)	14	17,5	17,0	17,0	17,5	16,5	51,5	11	109,7	13
20	46	Jo Rømme Mellingsæter				2000	ST	Orkdal IL Trønderhopp							211,0 - 74,9		
			(11)	0,0	88,8	123,0	58,2(0,0)	16	16,5	16,5	17,0	17,0	16,5	50,0	23	108,2	21
			(10)	0,0	88,8	120,0	52,8(0,0)	22	17,5	16,5	16,5	17,0	16,0	50,0	24	102,8	22
21	44	Jonas Gropen Søgård				1996	Hed	Nordbygda/Løten Ski Lillehammer hopp							208,9 - 77,0		
			(11)	0,0	90,4	123,0	58,2(0,0)	16	17,5	16,5	16,5	17,0	17,0	50,5	19	108,7	19
			(10)	0,0	90,0	118,0	49,2(0,0)	25	17,5	17,0	16,5	17,0	17,0	51,0	15	100,2	25
22	47	Jonas Bratlien				1999	Opp	Bøverbru IL NTG Hopp							207,0 - 78,9		
			(11)	0,0	89,4	121,5	55,5(0,0)	18	17,5	16,0	17,0	17,0	16,5	50,5	19	106,0	23
			(10)	0,0	89,1	121,5	55,5(0,0)	19	15,5	15,0	15,0	15,0	16,0	45,5	26	101,0	24
23	64	Sigurd Nymoen Søberg				1994	Hed	Furnes Skiløperforening Lillehammer hopp							206,5 - 79,4		
			(9)	11,2	88,8	119,5	51,9(0,0)	19	18,0	17,0	17,0	16,0	16,5	50,5	19	113,6	17
			(10)	0,0	89,4	117,0	47,4(0,0)	26	16,5	15,5	15,0	15,0	15,0	45,5	26	92,9	27
24	42	Anders Ladehaug				1999	Opp	Nordre Land IL NTG Hopp							198,0 - 87,9		
			(11)	0,0	89,6	112,0	38,4(0,0)	26	18,0	16,5	16,5	17,0	16,5	50,0	23	88,4	26
			(10)	0,0	89,6	123,5	59,1(0,0)	12	17,5	17,0	17,0	16,5	16,5	50,5	20	109,6	15
25	56	Oscar Alexander Hafslund				1997	Hed	Nordbygda/Løten Ski Lillehammer hopp							194,8 - 91,1		
			(9)	11,2	89,5	118,0	49,2(0,0)	21	17,0	17,0	16,5	17,0	16,5	50,5	19	110,9	18
			(10)	0,0	90,0	112,0	38,4(0,0)	28	17,0	15,5	15,0	15,0	14,5	45,5	26	83,9	28
26	43	Anders Sandberg Håre				1999	Bus	Vikersund IF - Ski Flying Team Vikersund							190,3 - 95,6		
			(11)	0,0	89,6	110,5	35,7(0,0)	27	17,0	16,0	16,0	16,5	16,5	49,0	27	84,7	27
			(10)	0,0	89,4	121,0	54,6(0,0)	20	17,0	17,0	17,0	17,5	16,5	51,0	15	105,6	19
27	50	Kenneth Henningsmo Fredheim				1997	Hed	Nansen, IL Trønderhopp							181,7 - 104,2		
			(11)	0,0	89,6	110,5	35,7(0,0)	27	17,5	16,5	16,0	16,5	16,0	49,0	27	84,7	27
			(10)	0,0	89,1	116,5	46,5(0,0)	27	17,5	17,0	16,5	17,0	16,5	50,5	20	97,0	26
28 DSX	57	Rishi Sæther				1997	Mør	Liabygda IL Lillehammer hopp							140,4 - 145,5		
		(9)	11,2	89,2	133,0	76,2(0,0)	5	18,0	17,5	17,5	18,0	17,5	53,0	2	140,4	2	

DNS 55 Carl Henning Lippestad Osl; DSX 57 Rishi Sæther Mør;

### M NC A K124

Plass	Startnr	Navn	Lengde			Nasjon Klubb					Dommer		Omg.
			Gate/poeng	Fart	Lengde Poeng	Plass	A	B	C	D	E	Poeng	

Emit Hopp system

14.01.2018 12:23:40

Side:2






## Resultatliste Ski hopping Andre omgang



14.01.2018  
Starttid 10:00:00

1	35	<b>Kristoffer Eriksen Sundal</b>	<b>2001 Osl</b>	<b>Koll, IL Kollenhopp</b>	<b>272,1 - 0,0</b>
	(16)	11,2 91,5 132,0 74,4(0,0)	5 17,5	17,5 18,5 18,5 17,5	53,5 1 139,1 3
	(17)	0,0 91,9 134,0 78,0(0,0)	2 18,5	17,5 19,0 18,5 18,0	55,0 1 133,0 1
2	19	<b>Marius Aas Hast</b>	<b>1999 ØF</b>	<b>Mysen IF Kollenhopp</b>	<b>266,8 - 5,3</b>
	(18)	0,0 92,4 144,0 96,0(0,0)	1 17,5	16,0 16,0 15,5 16,0	48,0 21 144,0 1
	(17)	0,0 92,1 130,0 70,8(0,0)	7 18,0	16,5 18,0 17,0 17,0	52,0 8 122,8 8
3	18	<b>Sølve Jokerud Strand</b>	<b>2000 Bus</b>	<b>Vikersund IF - Ski Flying Team Vikersund</b>	<b>264,4 - 7,7</b>
	(18)	0,0 92,2 135,0 79,8(0,0)	4 18,0	17,0 18,0 18,0 17,5	53,5 1 133,3 4
	(17)	0,0 91,9 133,5 77,1(0,0)	3 18,5	17,5 18,0 18,0 18,0	54,0 2 131,1 2
4	28	<b>Benjamin Østvold</b>	<b>2001 Opp</b>	<b>Lensbygda Sportsklubb Kollenhopp</b>	<b>260,2 - 11,9</b>
	(16)	11,2 92,0 128,5 68,1(0,0)	9 17,5	17,5 17,5 18,0 17,5	52,5 3 131,8 6
	(17)	0,0 92,8 132,0 74,4(0,0)	5 18,0	17,0 18,5 18,5 17,5	54,0 2 128,4 3
5	17	<b>Even Wålen Østerhaug</b>	<b>1999 Opp</b>	<b>Søre Ål IL NTG Hopp</b>	<b>259,1 - 13,0</b>
	(18)	0,0 92,0 139,5 87,9(0,0)	2 18,0	17,0 17,5 17,0 17,5	52,0 6 139,9 2
	(17)	0,0 92,2 128,0 67,2(0,0)	12 17,5	16,0 17,5 17,5 17,0	52,0 8 119,2 11
6	30	<b>Eirik Leander Fystro</b>	<b>1999 Opp</b>	<b>Leira IL NTG Hopp</b>	<b>255,0 - 17,1</b>
	(16)	11,2 91,8 129,0 69,0(0,0)	8 17,0	17,0 17,0 17,0 17,0	51,0 10 131,2 7
	(17)	0,0 92,2 130,0 70,8(0,0)	7 18,0	17,0 18,0 17,5 17,5	53,0 6 123,8 6
7	20	<b>Jonatan Hansen Lauvsland</b>	<b>2000 Agd</b>	<b>Øvrebø IL Team Telemark Hopp</b>	<b>254,6 - 17,5</b>
	(18)	0,0 92,8 137,5 84,3(0,0)	3 16,5	15,5 17,0 15,0 16,5	48,5 20 132,8 5
	(17)	0,0 92,7 130,0 70,8(0,0)	7 17,0	17,0 17,0 17,0 16,5	51,0 14 121,8 9
8	24	<b>Bendik Netland Hulløen</b>	<b>1996 Agd</b>	<b>Øddersjaa SSK Kollenhopp</b>	<b>250,7 - 21,4</b>
	(16)	11,2 92,8 127,0 65,4(0,0)	11 18,0	17,0 17,5 18,5 17,0	52,5 3 129,1 8
	(17)	0,0 93,1 128,5 68,1(0,0)	11 18,0	17,5 18,0 18,0 17,5	53,5 4 121,6 10
9	34	<b>Erik Hannevold Johannessen</b>	<b>1999 Tel</b>	<b>Botne SK Team Telemark Hopp</b>	<b>247,9 - 24,2</b>
	(16)	11,2 92,4 124,0 60,0(0,0)	14 17,0	15,5 16,5 16,5 16,5	49,5 15 120,7 12
	(17)	0,0 92,9 133,0 76,2(0,0)	4 18,0	16,5 17,0 16,5 17,5	51,0 14 127,2 4
10	25	<b>Peder Skjæret Strømhaug</b>	<b>1998 Hed</b>	<b>Foildal IF Lillehammer hopp</b>	<b>242,6 - 29,5</b>
	(16)	11,2 92,5 122,0 56,4(0,0)	18 16,5	16,0 16,5 16,5 15,5	49,0 18 116,6 15
	(17)	0,0 92,9 131,5 73,5(0,0)	6 18,5	17,5 17,5 17,5 17,5	52,5 7 126,0 5
11	29	<b>Stian Danielsen</b>	<b>1996 Fin</b>	<b>Alta IF Trønderhopp</b>	<b>240,1 - 32,0</b>
	(16)	11,2 91,9 121,5 55,5(0,0)	19 17,0	16,5 17,0 16,5 16,5	50,0 13 116,7 14
	(17)	0,0 92,5 129,5 69,9(0,0)	10 18,0	17,0 18,5 18,0 17,5	53,5 4 123,4 7
12	14	<b>Sander Vossan Eriksen</b>	<b>2000 Osl</b>	<b>Bækkelagets SK Kollenhopp</b>	<b>239,9 - 32,2</b>
	(18)	0,0 92,6 132,0 74,4(0,0)	5 17,0	17,0 17,5 17,0 17,5	51,5 7 125,9 9
	(17)	0,0 92,4 136,5 82,5(0,0)	1 10,5	10,5 11,0 10,5 10,0	31,5 22 114,0 12
13	23	<b>Jonas Viken</b>	<b>1997 Nor</b>	<b>Steinkjer Skiklubb Trønderhopp</b>	<b>239,2 - 32,9</b>
	(18)	0,0 93,4 132,0 74,4(0,0)	5 17,0	17,0 17,0 16,5 17,0	51,0 10 125,4 10
	(17)	0,0 92,8 125,0 61,8(0,0)	13 18,0	17,0 17,5 17,5 17,0	52,0 8 113,8 13
14	32	<b>Espen Alexander Eriksen</b>	<b>1994 Tro</b>	<b>Tromsø Skiklub Trønderhopp</b>	<b>232,4 - 39,7</b>
	(16)	11,2 91,0 123,5 59,1(0,0)	16 17,5	16,5 17,0 17,5 17,0	51,5 7 121,8 11
	(17)	0,0 91,7 123,5 59,1(0,0)	15 17,5	17,0 17,0 17,5 16,5	51,5 12 110,6 15
15	13	<b>Håvard Svingen Lunnan</b>	<b>1996 Nor</b>	<b>Skatval Skilag - ski Trønderhopp</b>	<b>227,5 - 44,6</b>
	(18)	0,0 91,1 126,5 64,5(0,0)	12 17,5	17,0 17,0 17,0 17,0	51,0 10 115,5 16
	(17)	0,0 91,1 124,0 60,0(0,0)	14 18,0	17,5 17,0 17,5 17,0	52,0 8 112,0 14
16	21	<b>Sander Henriksen Bjørndalen</b>	<b>1999 Tel</b>	<b>Heddal IL Team Telemark Hopp</b>	<b>215,8 - 56,3</b>
	(18)	0,0 93,1 124,5 60,9(0,0)	13 18,0	17,0 17,0 17,5 17,0	51,5 7 112,4 19
	(17)	0,0 92,8 119,5 51,9(0,0)	17 17,0	17,5 17,0 17,5 16,5	51,5 12 103,4 17
17	26	<b>Christian Røste Solberg</b>	<b>1999 Ake</b>	<b>IL Jardar Kollenhopp</b>	<b>213,5 - 58,6</b>
	(16)	11,2 92,0 123,5 59,1(0,0)	16 17,0	16,0 17,0 16,5 16,0	49,5 15 119,8 13
	(17)	0,0 92,6 118,0 49,2(0,0)	18 17,0	14,5 15,0 14,5 15,0	44,5 21 93,7 20
18	15	<b>Fredrik Gran</b>	<b>1998 ST</b>	<b>Byåsen IL Trønderhopp</b>	<b>207,3 - 64,8</b>
	(18)	0,0 92,0 124,0 60,0(0,0)	14 18,0	17,0 17,0 17,5 18,0	52,5 3 112,5 18
	(17)	0,0 91,7 115,0 43,8(0,0)	20 18,5	16,5 17,0 17,0 17,0	51,0 14 94,8 19
19	27	<b>Pål-Håkon Bjørtomt</b>	<b>2000 Ake</b>	<b>Hurdal IL NTG Hopp</b>	<b>206,3 - 65,8</b>
	(16)	11,2 91,8 117,0 47,4(0,0)	21 16,5	17,0 16,5 17,5 16,5	50,0 13 108,6 20
	(17)	0,0 92,2 118,0 49,2(0,0)	18 16,5	16,5 16,0 16,0 15,5	48,5 18 97,7 18





Resultatliste  
Ski hopping  
Andre omgang



14.01.2018  
Starttid 10:00:00

**M NC A K124**

Plass	Startnr	Navn	Lengde			Nasjon Klubb					Dommer		Omg.				
			Gate/poeng	Fart	LengdePoeng	Plass	A	B	C	D	E	Poeng	Plass	Poeng	Plass		
20	11	Petter Løset Skodjereite	1999 Mør Stordal IL NTG Hopp			10	15,5	15,5	16,0	15,5	15,5	46,5	22	205,5 - 66,6			
			(18)	0,0	92,6									128,0	67,2(0,0)	113,7	17
			(17)	0,0	91,8									115,0	43,8(0,0)	91,8	21
21	16	Bjørnar Kvaal	2000 ST Byåsen IL Trønderhopp			22	17,5	16,5	16,5	16,5	16,5	49,5	15	192,6 - 79,5			
			(18)	0,0	92,4									112,0	38,4(0,0)	87,9	22
			(17)	0,0	92,0									120,5	53,7(0,0)	104,7	16
22	12	Bendik Jakobsen Heggli	2001 ST Byåsen IL Trønderhopp			20	17,0	16,5	16,5	16,0	16,0	49,0	18	174,0 - 98,1			
			(18)	0,0	91,2									118,0	49,2(0,0)	98,2	21
			(17)	0,0	91,0									107,5	30,3(0,0)	75,8	22





## Resultatliste Ski hopping Andre omgang



14.01.2018  
Starttid 10:00:00

Jury/Ledelse		Dommere		Bakke data	
NC koord	Ståle Villumstad, NSF	A	Odd Botten, Akershus	K-punkt	99
TD	Svein Emmerud, Buskerud	B	Kristine T. Jarsve, Akershus	Meter verdi	2 p/m
Rennleder	Knut Magnussen	C	Vidar Nybakken, Hedmark	Hill size (HS)	111 m
		D	Ola Rindal, Hedmark	Bakkerekord	116 m
Utstyrskontr.	G. Enger/B. Pettersen, NSF	E	Åge Mathisen, Hedmark	Bakkenavn	K99


### K NC Elite K99

Plass	Startnr	Navn	Lengde		Nasjon Klubb					Dommer		Omg.						
			Gate/poeng	Fart	Lengde	Poeng	Plass	A	B	C	D		E	Poeng	Plass	Poeng		
1	121	Ingebjørg Saglien Bråten	1999 Opp		Etnedal Skilag NTG Hopp					211,5 - 0,0								
			(15)	0,0	88,8	98,0	58,0(0,0)	1	16,0	16,0	16,0		16,0	16,5	48,0	4	106,0	1
			(16)	0,0	89,6	97,5	57,0(0,0)	1	14,5	15,5	17,0		16,0	17,0	48,5	1	105,5	1
2	123	Anniken Elise Møller Mørk	1991 Osl		Ready Kollenhopp					206,5 - 5,0								
			(15)	0,0	90,1	97,0	56,0(0,0)	2	16,0	17,0	16,5		16,0	16,5	49,0	2	105,0	2
			(16)	0,0	90,7	96,0	54,0(0,0)	2	15,5	16,0	16,0		16,0	15,0	47,5	2	101,5	2
3	120	Karoline Andrea Røstad	1995 Nor		Skogn IL Trønderhopp					193,5 - 18,0								
			(15)	0,0	89,1	96,5	55,0(0,0)	3	15,5	16,5	16,0		16,0	16,5	48,5	3	103,5	3
			(16)	0,0	90,6	91,0	44,0(0,0)	4	15,0	15,5	16,0		15,5	15,0	46,0	3	90,0	4
4	115	Eirin Maria Kvandal	2001 Nol		Mosjøen IL Trønderhopp					174,5 - 37,0								
			(15)	0,0	88,4	87,0	36,0(0,0)	5	17,0	16,0	16,0		15,0	15,0	47,0	5	83,0	5
			(16)	0,0	89,6	92,0	46,0(0,0)	3	15,0	15,0	16,0		15,0	15,5	45,5	4	91,5	3
5	117	Eva Elise Johansen Amble	1999 Ake		Ullensaker Skiklubb NTG Hopp					143,0 - 68,5								
			(15)	0,0	89,1	80,0	22,0(0,0)	7	16,0	15,0	15,0		15,0	45,0	6	67,0	7	
			(16)	0,0	89,3	86,0	34,0(0,0)	5	13,5	15,0	14,0		14,0	14,0	42,0	6	76,0	5
6	122	Thea Sofie Kleven	2000 Bus		Gjerpenkollen Hoppklubb Kollenhopp					128,0 - 83,5								
			(15)	0,0	88,5	94,0	50,0(0,0)	4	16,5	16,0	17,0		16,5	17,0	50,0	1	100,0	4
			(16)	0,0	89,2	76,0	14,0(0,0)	6	7,0	5,0	5,0		4,0	3,0	14,0	8	28,0	8
7	119	Karoline Bjerke Skatvedt	2000 ØF		Trøgstad Skiklubb - Ski NTG Hopp					126,5 - 85,0								
			(15)	0,0	89,2	81,5	25,0(0,0)	6	15,5	15,0	15,0		15,0	15,0	45,0	6	70,0	6
			(16)	0,0	89,4	75,5	13,0(0,0)	7	14,0	14,5	15,0		14,5	14,5	43,5	5	56,5	6
8	116	Astrid Louise Baarset	2000 Tel		Botne SK NTG Hopp					68,0 - 143,5								
			(15)	0,0	88,4	67,0	-4,0(0,0)	8	15,5	14,5	14,0		14,0	14,5	43,0	8	39,0	8
			(16)	0,0	89,2	63,0	-12,0(0,0)	8	14,0	13,5	13,5		13,0	14,0	41,0	7	29,0	7

DNS 118 Hanna Midsundstad Hed;

### M NC C K99

Plass	Startnr	Navn	Lengde		Nasjon Klubb					Dommer		Omg.						
			Gate/poeng	Fart	Lengde	Poeng	Plass	A	B	C	D		E	Poeng	Plass	Poeng		
1	75	Alexander Yigermal Røshol Johnson	1998 Mør		Molde og Omegn IF - Ski NTG Hopp					233,0 - 0,0								
			(14)	0,0	88,6	108,5	79,0(0,0)	1	17,5	17,0	18,0		17,5	18,0	53,0	1	132,0	1
			(14)	0,0	88,6	93,5	49,0(0,0)	6	16,0	17,0	17,5		17,5	17,5	52,0	1	101,0	4
2	82	Isak Solberg	2001 Tel		Botne SK NTG Hopp					232,0 - 1,0								
			(14)	0,0	89,3	103,5	69,0(0,0)	2	18,0	17,0	17,0		16,5	17,0	51,0	6	120,0	2
			(14)	0,0	90,2	100,0	62,0(0,0)	2	16,5	16,5	17,0		16,5	17,0	50,0	3	112,0	2
3	81	Flemming Dolonen Hagen	2000 Bus		Heradsbygda IL Flying Team Vikersund					229,5 - 3,5								
			(14)	0,0	89,2	102,5	67,0(0,0)	3	18,0	17,5	17,5		17,0	17,0	52,0	3	119,0	3
			(14)	0,0	89,6	99,5	61,0(0,0)	3	16,0	17,0	17,0		16,0	16,5	49,5	5	110,5	3
4	79	Tor Håkon Gisholt	2000 Tel		Pors IF Alianse - Skigruppe Team Telemark Ho					223,0 - 10,0								
			(14)	0,0	88,6	95,0	52,0(0,0)	8	16,0	17,0	16,5		16,0	16,5	49,0	10	101,0	9
			(14)	0,0	89,3	104,5	71,0(0,0)	1	16,0	17,0	18,0		17,5	16,5	51,0	2	122,0	1
5	74	Per Einar SKjæret Strømhaug	2002 Hed		Folldal IF					213,0 - 20,0								
			(14)	0,0	88,9	101,0	64,0(0,0)	4	17,0	17,0	18,0		17,5	17,0	51,5	5	115,5	4
			(14)	0,0	90,0	96,5	55,0(0,0)	4	10,0	14,0	14,5		14,0	17,5	42,5	11	97,5	6





Resultatliste  
Ski hopping  
Andre omgang



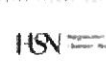

14.01.2018  
Starttid 10:00:00

### M NC C K99

Plass	Startnr	Navn	Lengde			Nasjon Klubb					Dommer		Omg.				
			Gate/poeng	Fart	LengdePoeng	Plass	A	B	C	D	E	Poeng		Plass	Poeng	Plass	
6	80	Sindre Åsen				1999	Agd	Oddersjaa SSK NTG Hopp					211,5 - 21,5				
			(14)	0,0	88,6	99,5	61,0(0,0)	5	16,5	16,5	17,0	16,0	16,5	49,5	8	110,5	6
			(14)	0,0	89,0	94,5	51,0(0,0)	5	16,5	17,0	17,0	16,5	16,5	50,0	3	101,0	4
7	78	Ole Gudbrand Kihle Gravermoen				1998	Bus	Soknedalen IL Flying Team Vikersund					202,0 - 31,0				
			(14)	0,0	88,9	99,5	61,0(0,0)	5	18,0	17,0	18,0	17,5	17,0	52,5	2	113,5	5
			(14)	0,0	89,6	89,0	40,0(0,0)	9	16,0	16,0	16,5	16,5	16,0	48,5	7	88,5	9
8	77	Benjamin Pettersen				2000	Tel	Botne SK Flying Team Vikersund					194,0 - 39,0				
			(14)	0,0	89,3	92,5	47,0(0,0)	10	17,0	17,0	17,0	16,5	16,5	50,5	7	97,5	10
			(14)	0,0	89,8	93,5	49,0(0,0)	6	15,0	16,0	17,0	16,5	15,0	47,5	9	96,5	7
9	76	Fredrik Jevne				2002	Hed	Furnes Skiløperforening Hedmarkhopp					193,0 - 40,0				
			(14)	0,0	89,2	97,0	56,0(0,0)	7	17,5	16,5	17,0	17,5	17,5	52,0	3	108,0	7
			(14)	0,0	90,1	87,0	36,0(0,0)	10	15,0	16,0	17,0	16,5	16,5	49,0	6	85,0	10
9	73	Sander Kolberg				2001	Bus	Kongsberg IF NTG Hopp					193,0 - 40,0				
			(14)	0,0	89,4	95,0	52,0(0,0)	8	16,5	15,5	17,0	16,5	16,5	49,5	8	101,5	8
			(14)	0,0	89,7	90,5	43,0(0,0)	8	15,5	16,0	17,0	16,5	16,0	48,5	7	91,5	8
11	72	Mathias Andreassen				2002	Ake	Eidsvold Værks Skiklub					101,0 - 132,0				
			(14)	0,0	88,8	76,5	15,0(0,0)	11	15,0	15,5	15,0	15,5	15,5	46,0	11	61,0	11
			(14)	0,0	88,2	67,5	-3,0(0,0)	11	14,0	14,5	14,5	14,0	15,0	43,0	10	40,0	11

### M NC B K99

Plass	Startnr	Navn	Lengde			Nasjon Klubb					Dommer		Omg.				
			Gate/poeng	Fart	LengdePoeng	Plass	A	B	C	D	E	Poeng		Plass	Poeng	Plass	
1	95	Sebastian Østvold				2002	Opp	Lensbygda Sportsklubb Kollenhopp					246,5 - 0,0				
			(12)	0,0	89,3	108,0	78,0(0,0)	2	17,5	16,0	17,0	17,5	17,5	52,0	7	130,0	2
			(12)	0,0	89,8	101,5	65,0(0,0)	3	17,0	17,0	17,0	17,5	17,5	51,5	8	116,5	4
2	105	Henrik Haave				2000	Opp	Nordre Land IL NTG Hopp					245,0 - 1,5				
			(12)	0,0	88,6	106,0	74,0(0,0)	5	17,5	17,5	18,0	18,0	17,5	53,0	4	127,0	5
			(12)	0,0	89,6	101,5	65,0(0,0)	3	17,5	17,5	17,5	18,5	18,0	53,0	2	118,0	3
3	96	Simen Meen Haugeng				2000	Ake	Fossum IF Kollenhopp					236,0 - 10,5				
			(12)	0,0	88,4	100,5	63,0(0,0)	10	17,5	17,0	18,0	18,0	17,5	53,0	4	116,0	9
			(12)	0,0	89,5	102,5	67,0(0,0)	2	17,0	17,5	18,0	18,0	17,5	53,0	2	120,0	2
4	106	John André Langkaas				1999	Bus	Tyristubben, IF Team Telemark Hopp					235,5 - 11,0				
			(12)	0,0	89,1	99,5	61,0(0,0)	12	17,5	17,0	18,0	16,5	17,0	51,5	10	112,5	12
			(12)	0,0	89,7	104,0	70,0(0,0)	1	17,5	18,0	18,0	17,5	17,0	53,0	2	123,0	1
4	89	Simen Aasen Markeng				2002	Opp	Lensbygda Sportsklubb					235,5 - 11,0				
			(12)	0,0	88,8	106,0	74,0(0,0)	5	17,5	17,0	18,5	18,0	18,0	53,5	2	127,5	4
			(12)	0,0	89,3	96,5	55,0(0,0)	10	17,5	17,5	18,0	18,0	17,5	53,0	2	108,0	9
6	90	Børge Hansen Utby				2000	Tro	Tromsø Skiklub Trønderhopp					234,0 - 12,5				
			(12)	0,0	88,9	104,0	70,0(0,0)	7	17,0	17,5	18,0	18,5	17,5	53,0	4	123,0	7
			(12)	0,0	89,3	98,5	59,0(0,0)	7	16,5	17,0	18,0	17,5	17,5	52,0	6	111,0	7
7	94	Nicolai Langseth Fredriksen				2000	Ake	Fossum IF Team Telemark Hopp					230,5 - 16,0				
			(12)	0,0	89,3	107,5	77,0(0,0)	3	15,5	15,5	16,0	16,0	16,5	47,5	20	124,5	6
			(12)	0,0	89,2	96,5	55,0(0,0)	10	16,5	17,0	17,0	17,0	17,0	51,0	10	106,0	11
8	100	Jostein Saglien Bråten				2000	Opp	Etnedal Skilag NTG Hopp					228,0 - 18,5				
			(12)	0,0	88,9	106,5	75,0(0,0)	4	18,0	17,5	18,0	18,5	17,5	53,5	2	128,5	3
			(12)	0,0	89,4	93,0	48,0(0,0)	15	17,0	17,5	17,0	17,5	17,0	51,5	8	99,5	14
9	87	Martin Røise Sommerstad				1998	Opp	Raufoss Hopp Lillehammer hopp					224,0 - 22,5				
			(12)	0,0	88,6	102,0	66,0(0,0)	8	17,5	16,5	17,5	17,5	17,0	52,0	7	118,0	8
			(12)	0,0	89,2	96,0	54,0(0,0)	12	17,0	17,5	17,5	17,5	17,0	52,0	6	106,0	11





Resultatliste  
Ski hopping  
Andre omgang



14.01.2018  
Starttid 10:00:00

## M NC B K99

Plass	Startnr	Navn	Lengde		Plass	Nasjon Klubb					Dommer		Omg.			
			Gate/poeng	Fart		Lengde	Poeng	A	B	C	D	E		Poeng	Plass	
10	102	Jakob Tjåland	Randen	1996 Hed	Folldal IF Lillehammer hopp								223,5 - 23,0			
		(12)	0,0	88,3	101,0	64,0(0,0)	9	17,0	17,0	17,5	17,5	16,5	51,5	10	115,5	10
		(12)	0,0	89,2	97,5	57,0(0,0)	9	16,5	17,0	17,5	17,5	16,5	51,0	10	108,0	9
11	92	Knut Jokerud	Strand	1996 Bus	Vikersund IF - Ski Flying Team Vikersund								223,0 - 23,5			
		(12)	0,0	89,4	98,5	59,0(0,0)	15	16,5	17,0	17,0	17,5	17,0	51,0	12	110,0	15
		(12)	0,0	89,9	100,5	63,0(0,0)	5	17,0	17,0	16,0	17,0	16,0	50,0	14	113,0	6
12	88	Alexander Larsen		2000 Tel	Botne SK Kollenhopp								219,0 - 27,5			
		(12)	0,0	87,9	100,5	63,0(0,0)	10	17,0	17,0	18,0	17,5	17,5	52,0	7	115,0	11
		(12)	0,0	88,6	95,5	53,0(0,0)	13	16,5	17,0	17,0	17,0	17,0	51,0	10	104,0	13
13	103	Peder Isaksen	Fossum	1998 Nor	Steinkjer Skiklubb Trønderhopp								216,5 - 30,0			
		(12)	0,0	89,3	98,0	58,0(0,0)	16	16,5	16,5	17,0	17,0	16,5	50,0	15	108,0	16
		(12)	0,0	89,3	98,0	58,0(0,0)	8	17,0	17,0	17,0	16,0	16,5	50,5	13	108,5	8
14	101	Esben Alexander Johansen	Amble	2001 Ake	Ullensaker Skiklubb NTG Hopp								211,5 - 35,0			
		(12)	0,0	88,5	99,5	61,0(0,0)	12	17,0	17,0	17,0	17,0	17,0	51,0	12	112,0	13
		(12)	0,0	88,8	94,0	50,0(0,0)	14	17,0	16,5	16,5	15,0	16,5	49,5	15	99,5	14
15	104	Ole Kristian Baarset		2001 Tel	Botne SK NTG Hopp								206,5 - 40,0			
		(12)	0,0	88,4	99,5	61,0(0,0)	12	17,0	17,0	16,5	16,0	15,5	49,5	17	110,5	14
		(12)	0,0	88,8	93,0	48,0(0,0)	15	16,5	16,0	16,0	15,0	16,0	48,0	17	96,0	16
16	97	Ola Stenumgaard		1999 Opp	Sør-Fron IL Trønderhopp								199,0 - 47,5			
		(12)	0,0	88,5	97,5	57,0(0,0)	17	17,0	16,5	17,0	17,5	16,5	50,5	14	107,5	17
		(12)	0,0	89,4	90,0	42,0(0,0)	18	16,5	16,5	16,5	15,5	16,5	49,5	15	91,5	17
17	93	Tobias Haugelien		1999 Bus	Ringkollen Skiklubb Team Telemark Hopp								181,0 - 65,5			
		(12)	0,0	89,5	92,5	47,0(0,0)	19	16,0	15,5	16,5	16,0	16,0	48,0	19	95,0	20
		(12)	0,0	89,9	90,5	43,0(0,0)	17	16,0	14,0	15,0	13,5	14,0	43,0	20	86,0	18
18	99	Marcus Flemström		1999 SVE	Sollefteå Gif Team Telemark Hopp								178,0 - 68,5			
		(12)	0,0	88,2	92,5	47,0(0,0)	19	16,5	15,5	16,0	16,0	16,5	48,5	18	95,5	19
		(12)	0,0	88,5	88,0	38,0(0,0)	19	16,0	15,0	15,0	14,5	14,5	44,5	18	82,5	19
19	91	Sivert Markeset		2000 Bus	Holeværingen IL NTG Hopp								175,5 - 71,0			
		(12)	0,0	88,5	96,0	54,0(0,0)	18	16,5	16,5	17,0	17,0	16,5	50,0	15	104,0	18
		(12)	0,0	89,3	82,5	27,0(0,0)	20	14,5	15,0	15,0	14,5	15,0	44,5	18	71,5	20
20 DSX	98	Olav Dvergsdal	Prestegård	2001 Osl	Vestre Akers SK Kollenhopp								143,5 - 103,0			
	(12)	0,0	88,5	113,5	89,0(0,0)	1	18,0	18,0	18,5	17,5	18,5	54,5	1	143,5	1	

DSX 98 Olav Dvergsdal Prestegård Osl;

